

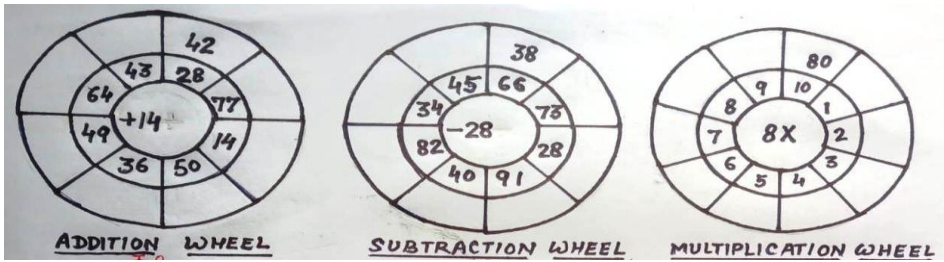




Brij Bhushan Lal Public School

Alakhnath Road, Bareilly

WINTER HOLIDAY HOME-WORK (2025-26)

CLASS-I

SUBJECT	ACTIVITIES
ENGLISH	<ul style="list-style-type: none"> Learn and practice all the work done in English Course Book, note-book and Grammar Book. 1. ACTIVITY: <ul style="list-style-type: none"> Trees are our Best Friends, “No trees, no life.” If you know patience and growth, welcome the company of tree that will enhance your vocabulary. Steps- 1-Draw a tree with many branches on a drawing sheet and colour it neatly. 2. Take a fluorescent sheet of light green colour and make 6 folded cutouts of leaves. 3. Write word on the upper side of each leaf. 4. Inside the folded leaf, write the opposite word and draw its picture also. 5. Now paste all the leaves on the tree and make your tree beautiful. 6. ACTIVITY- <ul style="list-style-type: none"> Read English News Paper and write down any two words starting with the given alphabets on a drawing sheet. d, g, r, s, o, h, I.
HINDI	<ul style="list-style-type: none"> “रंग-बिरंगी हर सब्जी है, कुदरत का उपहार। खाओ इन्हें, स्वस्थ रहो, जीवन में पाओ बहार!” किन्हीं चार जमीन के ऊपर तथा चार जमीन के नीचे उगने वाली सब्जियों के चित्र अपनी हिंदी उत्तर पुस्तिका में बनाकर उनके नाम लिखें। पुस्तिका तथा उत्तर पुस्तिका में कराए गए समस्त कार्य की पुनरावृत्ति करें।
MATHS	<p>The Maths Challenge - Little champs : "Apply your calculation skills by solving the given “Number Wheels”.</p> <p>Instructions:</p> <ul style="list-style-type: none"> Look at each number wheel. Write the number in the blank space. (see example) After completing all the operations, colour each circle.  <p>Note : You can draw these circles on an A4 sheet or take print out of this. Learn tables 2 to 10 Practice Vedic Maths and all the work done in Maths book and notebook.</p>
EVS	<p>Winter Wonderland : My Magical Scenery</p> <ul style="list-style-type: none"> This winter, we've got a super-special mission for you: Turn the holidays into a wonderland by creating your very own magical scenery.

	<ul style="list-style-type: none"> Take a drawing sheet, make a border, write a title on the top, use dry leaves, sketch pens, crayons, and whatever your imagination dreams up to create a beautiful scenery. Whether you paint “a misty forest”, “a sparkling mountain”, or “a secret jungle.” Gather your supplies, let the colors flow, and bring the scene to life. Learn all the work done in EVS book and note book.
COMPUTER	<p>A. Write the correct numbers to complete the patterns.</p> <p>1. 4 6 8 </p> <p>2. 5 10 15 </p> <p>3. 20 19 18 </p> <p>B. What comes next in the sequence?</p>  <p>Note : Take a print out or you can do it on an A4 sheet.</p>
GK	<p>Music makes us feel happy</p> <p>We use musical instruments to make music... Some instrument we blow and Some we play with strings ...</p> <p>Can you name the musical instruments and solve the crossword.</p> <p>Complete the crossword with the names of the musical instruments shown.</p> 

PRINCIPAL



Brij Bhushan Lal Public School


Alakhnath Road, Bareilly

WINTER HOLIDAY HOME-WORK (2025-26)

CLASS-II







SUBJECT	ACTIVITIES
ENGLISH	<ul style="list-style-type: none"> On a drawing sheet make a kite using foil paper and write 2 or 3 sentences on it. Do three pages writing in three- in -one notebook. Learn all the work done in the books and the notebook.
HINDI	<ul style="list-style-type: none"> भारत विविध धर्मों और संस्कृतियों का देश है, जहाँ अनेक धार्मिक और सांस्कृतिक त्योहार पूरे उत्साह और श्रद्धा के साथ मनाए जाते हैं। ये त्योहार हमें अपनी परंपराओं, मूल्यों और सामाजिक एकता का महत्व समझाते हैं। इस अवकाश गृहकार्य के माध्यम से हम विभिन्न धार्मिक एवं सांस्कृतिक त्योहारों के बारे में जानेंगे। किन्हीं दो राष्ट्रीय त्योहार, दो धार्मिक त्योहार तथा दो कृषि उत्सव के चित्र चिपकाकर उनके नाम अपनी उत्तर पुस्तिका में करें। पुस्तक तथा उत्तर पुस्तिका में कराए गए समस्त कार्य की पुनरावृत्ति करें।
MATHS	<ul style="list-style-type: none"> On an art sheet- Draw and colour a rainbow. Make two clouds. Write the names of all the months and highlight the month in which your birthday comes. Learn tables 2 to 13 Do practice the sums of Ch 7 to 12
EVS	<ul style="list-style-type: none"> On an art sheet- Draw and colour a poster on 'Water is Precious'. And write three ways to save water. Learn all the work done in book and notebook.
COMPUTER	<p>Fill the missing numbers in the pyramid</p>
GK	<ul style="list-style-type: none"> "A clean environment is the foundation of a healthy life." Let's work together to keep our planet clean and healthy! Paste the pictures of any four ways in which you can conserve your environment in a drawing sheet.

PRINCIPAL

	<h1 style="text-align: center;">Brij Bhushan Lal Public School</h1> <p style="text-align: center;">Alakhnath Road, Bareilly</p>
--	---

WINTER HOLIDAY HOME-WORK (2025-26)

CLASS-III

ENGLISH	<ol style="list-style-type: none"> Making the World a “Better Place” We can make our world a better place by conserving electricity, conserving water, donation etc. Do you do any of these already? If not, what are the ways in which you would choose to spread kindness and make the world a better place On an A4 sized sheet draw a poster as given in your Course Book page 79 and complete it. Make it attractive by decorating it. Learn and practice all the work done in Course Book and Grammar. Solve all the worksheets sent on BBL app for revision
HINDI	<p>‘ध्वनि’ भाषा की सबसे महत्वपूर्ण इकाई है हम प्रतिदिन कई प्रकार की ध्वनियां सुनते हैं जैसे मंदिर की घंटियों की टन-टन इसी प्रकार किन्हीं पाँच ऐसे यंत्रों को खोजिए तथा उनके चित्र अपनी हिंदी उत्तर पुस्तिका में बनाकर उनकी ध्वनियाँ लिखिए। पुस्तिका तथा उत्तर पुस्तिका में कराए गए समस्त कार्य की पुनरावृत्ति करें।</p>
MATHS	<ul style="list-style-type: none"> Celebrate the winter holidays with a unique spin! Create a spin wheel calendar with your favourite colors. Make the wheel using chart paper/coloured paper. Draw different seasons and write dates on the wheel. It's a creative way to learn about days, months, and seasons. Revise all the work done in book and notebook and revise tables 2-16
SCIENCE	<p>Types of Houses Project Houses are special shelters that protect us and reflect the place, climate, and lifestyle of the people who live in them. Paste or draw colorful pictures of any five different types of houses. Below each picture, neatly write where that type of house is commonly found (for example: igloo in cold regions, hut in villages, houseboat near water bodies, etc.).</p> <ul style="list-style-type: none"> Revision Reminder: Revise all the work done in your book and notebook. Practice all diagrams neatly and regularly
SOCIAL STUDIES	<p> City Info Cards  Get ready to explore India’s beautiful metro cities! Create 4 colourful City Info Cards, one for each city of your choice.  Material to Use: Use half an A4 sheet OR small chart paper for each card.   Each City Card Must Include:  Name of the City & State</p>

	<p>🗝️ One Famous Tourist Place</p> <p>☀️ Climate (write in one simple line)</p> <p>🎉 Two Main Festivals Celebrated</p> <p>🗣️ Languages Spoken</p> <p>🎨 Art / Dance / Culture (any one point)</p> <p>✂️ One Small Drawing or Cut-out Picture</p> <p>📌 City Choices (Pick ANY FOUR):</p> <p>🏠 Bengaluru</p> <p>🏠 Hyderabad</p> <p>🏠 Jaipur</p> <p>🏠 Ahmedabad</p> <p>🏠 Lucknow</p> <p>🏠 Guwahati</p> <p>🌟 Make it Special!</p> <p>Use bright colours, neat handwriting, and creative drawings to make your cards attractive and informative. 🎨 ✂️</p>
COMPUTER	<ul style="list-style-type: none"> • Draw or Paste the picture of AI enabled devices in notebook and also write its name & uses.
GK	<p>Young Citizens' Clean & Green City 🏡</p> <p>You are all Young Citizens of your city!</p> <p>To make our surroundings clean, healthy, and beautiful, you will create a *Slogan Writing Activity* on the theme:</p> <p>“Young Citizens' Clean & Green City”</p> <p>Take one A4/drawing sheet.</p> <p>Write one creative slogan about keeping the city clean and green.</p> <p>Decorate your sheet with small drawings (trees, dustbins, clean roads, parks), or paste pictures.</p> <p>Make your slogan bold, colourful, and neat.</p> <p>Write your name and class at the bottom.</p>

PRINCIPAL



Brij Bhushan Lal Public School

Alakhnath Road, Bareilly

WINTER HOLIDAY HOME-WORK (2025-26)

CLASS-IV

SUBJECT	HOLIDAY HOMEWORK																		
ENGLISH	<p>1. A Travelogue Write your own travelogue using following points:</p> <ul style="list-style-type: none">Where did you go?How did you travel?Which places did you visit there?The hotels you stayed at.What was the weather like? <p>For more details see Coursebook page 102. Make your Travelogue on a drawing sheet. Give your answers in points and write in limited words. Decorate it with pictures.</p> <p>2. Learn all the work done... Solve the worksheets shared on BBL App.</p>																		
HINDI	<p>शुद्ध और अशुद्ध शब्दों का सही ज्ञान हमारी भाषा को स्पष्ट, प्रभावशाली और सुंदर बनाता है। सही शब्दों का प्रयोग करने से वाक्यों का अर्थ सही रूप में समझ में आता है। इस शीत-अवकाश गृहकार्य के माध्यम से शुद्ध-अशुद्ध शब्दों की पहचान करना और उनका सही प्रयोग सीखना हमारा उद्देश्य है।</p> <p>‘एक ड्रॉइंग शीट पर तीन नाव बनाइए। पहली नाव में अशुद्ध शब्द, दूसरी नाव में शुद्ध शब्द लिखिए और तीसरी नाव में शुद्ध शब्दों से वाक्य बनाकर लिखिए। ध्यान रहे नाव एक-दूसरे के नीचे होनी चाहिए। अशुद्ध शब्द निम्न प्रकार से हैं—</p> <p>बहुत, अहार, सौनिक, उज्जवल, इश्वर, दुष्मन, परिक्षा, रूपया</p> <ul style="list-style-type: none">कक्षा में कराए गए समस्त कार्य की पुनरावृत्ति करें। <p>नोट : ड्रॉइंग शीट पर अपना नाम व कक्षा अवश्य लिखें।</p>																		
MATHS	<p>1. Practice the Vedic Maths tricks done in the class</p> <p>2. Learn tables 2 to 18.</p> <p>3. Practice the work done in the class.</p> <p>4. The time difference of the capitals of following countries in comparison to India is given in the table. Read the table carefully and answer the questions that follow.</p> <table><tr><th>COUNTRY</th><th>CAPITAL</th><th>TIME DIFFERENCE IN COMPARISON TO INDIA</th></tr><tr><td>Canada</td><td>Ottawa</td><td>- 10 Hrs 30 minutes</td></tr><tr><td>Australia</td><td>Sydney</td><td>+ 5 Hrs 30 minutes</td></tr><tr><td>Denmark</td><td>Copenhagen</td><td>- 4 Hrs 30 minutes</td></tr><tr><td>Singapore</td><td>City of Singapore</td><td>+ 2 hrs 30 minutes</td></tr><tr><td>Japan</td><td>Tokyo</td><td>+ 3 Hrs 30 mins</td></tr></table> <p>Answer the following questions based on the above table.</p> <ol style="list-style-type: none">What time will it be in Singapore when it is 8:00 a.m in India?What will be the time in India when it is 5:00 p.m in Copenhagen?What time will it be in India when it is 2:00 p.m in Sydney?If it is 12:00 midnight in India, then what would be the time in Tokyo?If it is 12:00 noon in India, then what would be the time in Ottawa?	COUNTRY	CAPITAL	TIME DIFFERENCE IN COMPARISON TO INDIA	Canada	Ottawa	- 10 Hrs 30 minutes	Australia	Sydney	+ 5 Hrs 30 minutes	Denmark	Copenhagen	- 4 Hrs 30 minutes	Singapore	City of Singapore	+ 2 hrs 30 minutes	Japan	Tokyo	+ 3 Hrs 30 mins
COUNTRY	CAPITAL	TIME DIFFERENCE IN COMPARISON TO INDIA																	
Canada	Ottawa	- 10 Hrs 30 minutes																	
Australia	Sydney	+ 5 Hrs 30 minutes																	
Denmark	Copenhagen	- 4 Hrs 30 minutes																	
Singapore	City of Singapore	+ 2 hrs 30 minutes																	
Japan	Tokyo	+ 3 Hrs 30 mins																	

SCIENCE	<p>Make a winter clothes advertisement poster Materials required - Drawing sheet, colours, Pictures / Drawings etc. To design a creative poster for a shop, selling winter clothes Should include : Catchy slogan (eg. Stay Warm, stay happy!) Pictures or drawings Types of clothes sold One line on why wool is important in winter Can use old magazine cutouts</p> <ul style="list-style-type: none"> • Revise All the work done in book and notebook. • Practice all the diagrams.
SOCIAL STUDIES	<p>A kingdom thrives when led by a king of clear vision Collect and write the information about any one of the Kingdoms of North India and any one of the Kingdoms of South India... Include the following points :-</p> <ul style="list-style-type: none"> • Name of the Kingdom – • Name of the King – • Period of the rule of the Kingdom – • Famous buildings / monuments build by the king. • Paste the pictures of the King and the famous buildings / monuments... <p>Note-</p> <ul style="list-style-type: none"> • Do this work on an A4 size drawing sheet. • Use 2 sheets for 2 different Kingdoms. • Write your name, class and section on the sheets. • Learn all the work done in notebook and book. • Practice diagrams and maps • Read the lessons thoroughly.
COMPUTER	<ol style="list-style-type: none"> 1. Draw or paste any 3 AI devices and write few lines on it. 2. Draw a robot of your choice and give it a name too. <p>Note : Both the activity is to be done in computer notebook.</p> <ul style="list-style-type: none"> • Learn all the work of Term -2
GK	<p>Make a beautiful and informative project on the topic: “India’s Achievements – Proud Moments” Take one drawing sheet (A4 or chart) Choose ANY 5 achievements of India from any field—science, sports, development, technology, culture, etc. Paste one picture for each chosen achievement. Suggested Achievements: (Students are free to select any 5 achievements of their choice)</p> <p>Chandrayaan Missions – India’s success in space exploration 🌐 G20 Presidency (India 2023) – Leadership on the global stage 🏆 Indian Players Winning International Medals – Sports achievements 🛣️ New Expressways in Uttar Pradesh – Development and connectivity 🏢 Atal Setu / New Parliament Building – Modern infrastructure 🚀 ISRO satellite launches 👤 Indian traditional arts gaining global recognition 🏭 Make in India achievements 🌱 Environmental success projects</p>

PRINCIPAL



Brij Bhushan Lal Public School

Alakhnath Road, Bareilly

WINTER HOLIDAY HOME-WORK (2025-26)

CLASS-V

SUBJECT	HOLIDAY HOMEWORK
ENGLISH	<p>Dolls from different countries</p> <ol style="list-style-type: none"> Do you want to explore some other countries when you grow up? Make a chain of paper dolls representing different countries. You can use colours of the flags of the countries to make them attractive. The chain must have at least eight dolls. For more details, see page 115 in Coursebook. Solve the worksheets uploaded on BBL App.
HINDI	<p>मुहावरों के प्रयोग से हमारी भाषा आकर्षक और प्रभावशाली बनती है। इस शीतकालीन गृहकार्य का मुख्य उद्देश्य मुहावरों के अर्थ और उनके सही प्रयोग को समझना है।</p> <p>एक ड्राइंग शीट पर जानवरों जैसे—घोड़ा, बिल्ली शरीर के अंगों जैसे—आँख, नाक फल या सब्जी जैसे—आम, बैंगन तथा संख्या जैसे—एक, नौ के चित्र बनाकर या लगाकर उन पर आधारित प्रत्येक का एक—एक मुहावरा लिखिए—</p> <p>Note—ड्राइंग शीट पर अपना नाम, कक्षा तथा रोल नंबर अवश्य लिखें। पुस्तक तथा उत्तर पुस्तिका में कराए गए समस्त कार्य की पुनरावृत्ति करें।</p>
MATHS	<ol style="list-style-type: none"> Practice the Vedic Maths tricks and the work done in the class. Learn tables 2 to 20. Find out the dimensions of different rectangles having the same area 16 square unit. (For this you need a square paper and in that you have to draw all those rectangles having the area 16 square units.). For example. <div style="border: 1px solid black; width: 100%; height: 100%; display: flex; flex-wrap: wrap;"> <div style="width: 50%; height: 50%;"></div> <div style="width: 50%; height: 50%;"></div> <div style="width: 50%; height: 50%;"></div> <div style="width: 50%; height: 50%;"></div> <div style="width: 50%; height: 50%;"></div> <div style="width: 50%; height: 50%;"></div> <div style="width: 50%; height: 50%;"></div> <div style="width: 50%; height: 50%;"></div> </div> <p>In this rectangle L = 8 units, B = 2 units and area is 16 square units</p>
SCIENCE	<p>Crossword Making</p> <p>This winter vacation, you will become a Puzzle Master!</p> <p>Your task is to create your very own crossword puzzle based on the chapter Rocks & Minerals.</p> <p>What You Have to Do:</p> <p>Draw a crossword grid on a drawing sheet.</p> <p>Choose any 10–15 science words from the list given below.</p> <p>Create smart and interesting Across and Down clues.</p> <p>Make your crossword neat, colourful, and creative!</p>

	<p>Suggested Words for Your Crossword: Magma, Lava, Granite, Marble, Coal, Diamond, Quartz, Sandstone, Slate, Basalt, Fossil, Mineral, Igneous, Sedimentary, Metamorphic, Erosion, Weathering</p> <ul style="list-style-type: none"> • Add small doodles or icons of rocks and minerals to make it more fun! • Revise all the work done in notebook and book. • Practice diagrams.
SOCIAL STUDIES	<p>Nature is very Powerful and Natural disasters are usually uncontrollable</p> <ul style="list-style-type: none"> • Collect and paste picture of essential items that are required in a disaster management kit on an A4 sheet. And also on another A4 sheet paste pictures of any 5 natural Disaster. • Revise all the work done in books and notebooks. • Practice all maps and diagrams.
COMPUTER	<ol style="list-style-type: none"> 1. Open a web browsers and search how to grow seeds step by step. Write the complete procedure in your notebook 2. Identify problems in your society for which you can suggest a robot and how that robot will help you out in solving the problem.
GK	<p>Draw or paste the logos of the following companies and write their taglines below each logo.</p> <p>Companies:</p> <ul style="list-style-type: none"> • Raymond • Asian Paints • Hero Honda • State Bank of India (SBI) • Infosys <p>Do this activity on a drawing sheet Use colours, neat borders, and creative layout. Neatness and creativity will be appreciated.</p>

PRINCIPAL